

# 300 Gallon Deluxe Single Axle Sprayer











## Features

- 300 gallon polyethylene elliptical tank with two dual jet agitators and sump.
- 10 gauge formed steel trailer with 27" ground clearance and adjustable wheel spacings from 60"-80".
- A large, convenient step and work platform with safety rail.
- A clean water tank is conveniently mounted on each 300 gallon frame.
- All truss booms are complete with 1/4" high volume plumbing and TeeJet® drip free diaphragm check nozzles with stainless steel boom and hose clamps spaced at 20".
- Demco's DBFT flotation boom mechanism is recommended on 300 gallon "Deluxe" sprayers.

NOTE: Sprayer is less spray tips. Factory setup available.

## HOW TO ORDER Choose in this order: 1. Tank 2. Trailer Frame 3. Tires 4. Pump 5. Plumbing 6. Controls 7. Boom 8. Accessories

	<b>Tank</b> 300 Gallon Tank .....	<b>PE300RA</b>	120 lbs.
	<b>Trailer Frame</b> 300 Gallon Single Axle Trailer (60" - 80" wheel spacing) .....	<b>9411015</b>	1020 lbs.
	<b>Tires</b> 11L x 15, 8 ply tires (2 required) .....	<b>T11L</b>	29 lbs./
	<b>Pumps</b> <i>NOTE: For Pump Specifications, see Component Section</i>		
	Hypro® 5 Roller Pump .....	<b>C1700D</b>	19 lbs.
	Hypro® "Silver Cast" 5 Roller Pump .....	<b>XL1700D</b>	19 lbs.
	Hypro® Gear Drive Pump with Constant Velocity PTO Shaft (C9016 540) .....	<b>9425015</b>	69 lbs.
	Hypro® Belt Drive Pump with Constant Velocity PTO Shaft (C9403 540S) .....	<b>9425026</b>	75 lbs.
	Hypro® Hydraulic Pump (C9303HM1)(hose kit included) .....	<b>9425056</b>	36 lbs.
	<b>Plumbing / Pump Mount</b>		
	Roller Pump Kit (Manual Controls included) .....	<b>9425002</b>	44 lbs.
	Hypro® Gear Drive Centrifugal Kit .....	<b>9425043</b>	60 lbs.
	Hypro® Belt Drive Centrifugal Kit .....	<b>9425003</b>	55 lbs.
	Hypro® Hydraulic Centrifugal Kit .....	<b>9425004</b>	49 lbs.
	<b>Controls</b>		
	Manual Control Valves for Centrifugal Pumps .....	<b>CP3B3HV</b>	22 lbs.
	Electric Solenoid Control Valves for Centrifugal Pumps .....	<b>CP414HVR</b>	26 lbs.
	<b>Boom with Plumbing</b> <i>NOTE: Order Spray Tips separately (see Component Section)</i>		
	Flotation Boom Mechanism (required on this model) .....	<b>DBFT</b>	112 lbs.
	28' Truss Boom with Drip Free Plumbing .....	<b>DB28DF</b>	255 lbs.
	30' Truss Boom with Drip Free Plumbing .....	<b>DB30DF</b>	272 lbs.
	45' Truss Boom with Drip Free Plumbing .....	<b>DB45DF</b>	305 lbs.
	<b>Accessories</b>		
	Factory setup .....	<b>SU341</b>	
	Wheel Assisted Boom Tip Protectors .....	<b>DBTP</b>	27 lbs.
	Auto Boom Leveler .....	<b>DBSAL</b>	50 lbs.
	Quick Refill (utilizes nurse tank transfer pump for refilling) .....	<b>CPTK1</b>	15 lbs.
	Hydraulic Height Adjuster (24" travel) .....	<b>9428009</b>	190 lbs.
	Hydraulic Boom Wing Leveling .....	<b>DBHY</b>	26 lbs.
	Fence Line Spray Kit, Electric .....	<b>9428002</b>	5 lbs.
	Fence Line Spray Kit, Manual .....	<b>9428003</b>	5 lbs.
	Handgun (includes 25' of 1/2" hose) .....	<b>DBHG</b>	13 lbs.