

FERRI®

www.ferri-america.com



MT

Mowers

• Grass • Twigs • Tractors from 30 to 70 HP


MT 140

 30 to 45 HP  4'7"

MT 180

 45 to 60 HP  5'10"

MT 160

 35 to 50 HP  5'3"

MT 200

 50 to 70 HP  6'6"



Mowers


• Grass • Twigs • Tractors from 30 to 70 HP




Central and offset linkage



Adjustable rear roller with scraper



Rotor with internal sealed bearings





Technical specifications

Model		MT 140	MT 160	MT 180	MT 200
Cutting width	ft	4'7"	5'3"	5'10"	6'6"
Three point linkage	Cat.	0 - I	0 - I	I - II	I - II
Weight	lbs	705	794	926	1014
Required tractor engine power	HP	30/45	35/50	45/60	50/70

Working positions

Model	Top Position	Bottom Position
MT 140	27" / 15"	29" / 41"
MT 160	30" / 18"	33" / 45"
MT 180	35" / 18"	36" / 53"
MT 200	40" / 23"	40" / 57"

Flails	MOD.	MT 140	MT 160	MT 180	MT 200
 "Y" flails max cut 1 1/4"	No.	32	40	48	48
 Hammer blades max cut 1 3/4"	No.	16	20	24	24



FERRI srl
 Via Govoni, 30
 44034 Tamara (FE) Italy
 Tel. +39 0532 866866
 Fax +39 0532 866851
 info@ferrisrl.it - www.ferrisrl.it



North America Sales and Marketing Manager / FERRI
Kent Zimmerman
 Cell (402) 677-3424
 k.zimmerman@ferrisrl.it

Parts Stock / FERRI:
 J.S. Woodhouse Co., Inc. - 1314 Union Street
 P.O. Box 1169 - West Springfield, Ma. 01090 U.S.A.
 tel. 413-736-5462 - fax 413-732-3786
 info@jswoodhouse.com