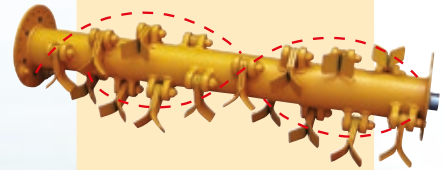


FERRI®

www.ferri-america.com

Heavy duty improvements



"OVERLAP" spiral rotor with two spiral rows



Drop forged arm brackets and flail head linkage.











Boom mowers

• Agriculture • Light green maintenance • Tractors from 50 to 70 HP

TM 46 FARM

 50 to 70 HP  15' 3"

| Equipment | TM46 FARM |
|---|-----------|
|  Floating (flail head is free to float to follow ground contours) | ● |
|  Lift float (via accumulator) | □ |
|  "OVERLAP" spiral rotor with two spiral rows | ● |
|  Drop forged flail head linkage | ● |
|  Oil cooler with thermostat | □ |
|  Cable controls | ● |
|  Mono lever electric controls "Soft Start/Stop" (only Full Electra version) | ● |
|  Reversible rotor | ● |
| Cast iron pump and motor group 3 | ● |
| Totally independent hydraulic system | ● |
| Direct drive | ● |
| Front and rear rubber guard | ● |

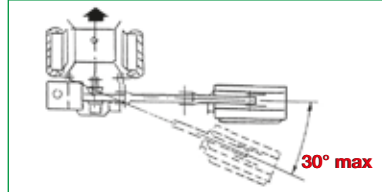
● Standard □ Optional

Technical specifications

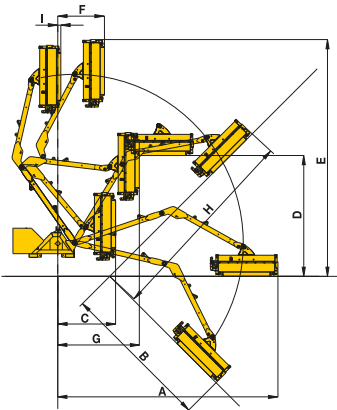
| | | TM FARM | TM FARM electra |
|------------------------|--------|---------|-----------------|
| Max. horizontal reach | ft. | 15'3" | |
| Weight | lbs | 1713 | |
| Hydraulic oil capacity | gal | 33 | |
| Three point linkage | Cat. | II | |
| Pto speed | RPM | 540 | |
| Power to the rotor | HP max | 35 | |
| Hydraulic motor | HP max | 45 | |



Mechanical breakaway



| Tractors (recommended features) | | | | Min. weight | Min. width | |
|---------------------------------|----|----|----|-------------|------------|-------|
| HP Tractor | 50 | 60 | 70 | 80 | lbs | ft |
| TM 46 | | | | | 5512 | 5'11" |

| Working positions | | TM46 Farm |
|--|----|-----------|
|  | | |
| A | ft | 15'3" |
| B | ft | 10'5" |
| C | ft | 4'0" |
| D | ft | 8'5" |
| E | ft | 16'5" |
| F | ft | 3'3" |
| G | ft | 5'8" |
| H | ft | 13'11" |
| I | ft | 0'3" |

Accessories





CS 150
Cutter bar
max cut 1/2" - width of cut 59"

Flail head



TI 120
directe drive

Blades interchangeable on same motor

| | | | |
|---|---|---|---|
|  | No. 44 Multi-use blades: grass, shrubs, bushes, sticks, wood. max cut 1 1/4" |  | No. 22 "T" hammer blades for wood max cut 1 3/4" |
|---|---|---|---|

| Technical specifications for flail heads | | TI 120 |
|--|-----|--------|
| Width of cut | in. | 47 |
| Rotor speed | RPM | 3100 |
| Flail head angle | | 190° |