



PRODUCT Catalog

Forestry and Agricultural Equipment



Forestry Sector



Agricultural Sector

Woody Equipment specializes in the design and manufacturing of equipment for the forestry and agricultural sectors.

equipementswoody.com

WOODY EQUIPMENT INC.
205, rue Commerciale, Saint-Odilon (QC) G0S 3A0
T. 418 464-2748 | F. 418 464-2746
info@equipementswoody.com



Log Loader



Woody Equipment offers a comprehensive range of log loaders to meet various needs. The compact series combines lightness and power, suitable for ATVs and compact tractors. The intermediate series includes a “low profile” model, specifically designed for maple syrup farms. The industrial series, as well as the Industrial Pinion Series, manufactured with high-quality materials, are suitable for large-scale projects. Find the perfect log loader at Woody Equipment.

**LOADER
COMPACT SERIES**

**RECOMMENDED
VEHICLE**

90-HD	ATV / QUAD Starting from 400 cc
90-HD <i>Plus</i>	ATV / QUAD Starting from 400 cc
95-HD	COMPACT TRACTOR 15 hp - 30 hp
105-HD	COMPACT TRACTOR 20 hp - 40 hp



**LOADER
INTERMEDIATE SERIES**

**RECOMMENDED
VEHICLE**

115-HD	TRACTOR 30 hp - 70 hp
125-LP	TRACTOR 35 hp - 65 hp



**LOADER
INDUSTRIAL SERIES**

**RECOMMENDED
VEHICLE**

130-HD / HDT	TRACTOR 40 hp - 60 hp
150-HD / HDT	TRACTOR 50 hp and above
170-HD / HDT	TRACTOR 70 hp and above



**LOADER
INDUSTRIAL PINION SERIES**

**RECOMMENDED
VEHICLE**

130-HD / HDT	TRACTOR 40 hp - 60 hp
150-HD / HDT	TRACTOR 50 hp and above
170-HD / HDT	TRACTOR 70 hp and above





Forestry and Road Trailers




We offer a diverse range of forestry trailers designed for ATVs, as well as sturdier models suitable for compact tractors. These trailers, perfect for forest transportation, are sold with our log loaders for exceptional versatility.

For secure transportation of your logs on the road, our road trailers are equipped with electric brakes, side and rear lights, fenders, anchors, and safety chains. The innovative design ensures easy handling, and the removable fenders provide optimal flexibility for both forest and road operations.

FORESTRY TRAILER	OVERALL LENGTH	VOLUME
8-52	150"	___ ft. ³
9-58	174"	75,8 ft. ³



FORESTRY TRAILER	OVERALL LENGTH	VOLUME
10-66 HV	188"	136,2 ft. ³
10-66 LP	188"	93 ft. ³
10-78 HV	196"	172 ft. ³
12-86 HV	188"	93 ft. ³
16-86 HV	260"	24,4 ft. ³



ROAD TRAILER	OVERALL LENGTH	VOLUME
10-66 HV-R	193"	154 ft. ³
10-78 HV-R	193"	171 ft. ³
12-78 HV-R	219"	208 ft. ³





Wood Splitter



We offer a broad selection of wood splitters, including 3-point hitch models and standalone splitters, with a cutting range from 24" to 36". Explore our range of blades, available in configurations of 2 to 4 pieces (MCX) to meet your specific needs.

WOOD SPLITTER 3-POINT HITCH	SPLITTING FORCE
--	----------------------------

40-24	16 TONS
40-30	20 TONS



WOOD SPLITTER 3-POINT HITCH – 4 PIECES (MCX)	SPLITTING FORCE
---	----------------------------

40-24	20 TONS
40-30	20 TONS



WOOD SPLITTER STANDALONE	SPLITTING FORCE
-------------------------------------	----------------------------

40-24	20 TONS
40-30	20 TONS



WOOD SPLITTER STANDALONE – 4 PIECES (MCX)	SPLITTING FORCE
--	----------------------------

40-30	20 TONS
40-36	20 TONS





Dump Trailer, Standard Series



Woody offers an extensive range of dump trailers in the standard series, suitable for a variety of tractors ranging from 20 HP to 100 HP. These robust trailers, crafted with high-quality materials, provide exceptional versatility and can easily be converted into a platform by removing the panels. The Woody dump trailers were developed to comprehensively meet the diverse needs of our customers..

DUMP TRAILER STANDARD SERIES	RECOMMENDED VEHICLE	VOLUME WITHOUT EXTENSION	BOX INTERIOR DIMENSIONS
------------------------------	---------------------	--------------------------	-------------------------

408	COMPACT TRACTOR 25 - 40 HP	40 ft. ³	48" x 96"
-----	-------------------------------	---------------------	-----------



DUMP TRAILER STANDARD SERIES	RECOMMENDED VEHICLE	VOLUME WITHOUT EXTENSION	BOX INTERIOR DIMENSIONS
------------------------------	---------------------	--------------------------	-------------------------

410	TRACTOR 25 - 50 HP	51 ft. ³	48" x 116"
-----	-----------------------	---------------------	------------



DUMP TRAILER STANDARD SERIES	RECOMMENDED VEHICLE	VOLUME WITHOUT EXTENSION	BOX INTERIOR DIMENSIONS
------------------------------	---------------------	--------------------------	-------------------------

510	TRACTOR 35 - 60 HP	64 ft. ³	60" x 116"
-----	-----------------------	---------------------	------------



DUMP TRAILER STANDARD SERIES	RECOMMENDED VEHICLE	VOLUME WITHOUT EXTENSION	BOX INTERIOR DIMENSIONS
------------------------------	---------------------	--------------------------	-------------------------

612	TRACTOR 50 - 70 HP	92 ft. ³	72" x 140"
-----	-----------------------	---------------------	------------



DUMP TRAILER STANDARD SERIES	RECOMMENDED VEHICLE	VOLUME WITHOUT EXTENSION	BOX INTERIOR DIMENSIONS
------------------------------	---------------------	--------------------------	-------------------------

712	TRACTOR 65 - 100 HP	134 ft. ³	85" x 140"
-----	------------------------	----------------------	------------





Dump Trailer, V Series



Woody offers a wide range of dump trailers, available in the V Series, suitable for various applications, whether it's an ATV or a powerful 150 HP tractor. The V Series features reinforced construction with thick walls, sturdy axles, and high-quality telescopic cylinders*. The Woody dump trailers were developed to comprehensively meet the diverse needs of our customers..

*Models 407, 408, and 510 are not equipped with telescopic cylinders.

DUMP TRAILER V SERIES	RECOMMENDED VEHICLE	VOLUME WITHOUT EXTENSION	BOX INTERIOR DIMENSIONS
--------------------------	------------------------	--------------------------------	-------------------------------



V 407	ATV & SMALL TRACTOR 18 - 25 HP	19 ft. ³	36" x 84"
-------	-----------------------------------	---------------------	-----------

DUMP TRAILER V SERIES	RECOMMENDED VEHICLE	VOLUME WITHOUT EXTENSION	BOX INTERIOR DIMENSIONS
--------------------------	------------------------	--------------------------------	-------------------------------



V 408	COMPACT TRACTOR 25 - 45 HP	27 ft. ³	48" x 98"
-------	-------------------------------	---------------------	-----------

DUMP TRAILER V SERIES	RECOMMENDED VEHICLE	VOLUME WITHOUT EXTENSION	BOX INTERIOR DIMENSIONS
--------------------------	------------------------	--------------------------------	-------------------------------



V 510	TRACTOR 35 - 60 HP	55 ft. ³	60" x 120"
-------	-----------------------	---------------------	------------

DUMP TRAILER V SERIES	RECOMMENDED VEHICLE	VOLUME WITHOUT EXTENSION	BOX INTERIOR DIMENSIONS
--------------------------	------------------------	--------------------------------	-------------------------------



V 610	TRACTOR 40 - 60 HP	177 ft. ³	72" x 120"
-------	-----------------------	----------------------	------------

DUMP TRAILER V SERIES	RECOMMENDED VEHICLE	VOLUME WITHOUT EXTENSION	BOX INTERIOR DIMENSIONS
--------------------------	------------------------	--------------------------------	-------------------------------



V 612	TRACTOR 50 - 70 HP	127 ft. ³	72" x 144"
-------	-----------------------	----------------------	------------

DUMP TRAILER V SERIES	RECOMMENDED VEHICLE	VOLUME WITHOUT EXTENSION	BOX INTERIOR DIMENSIONS
--------------------------	------------------------	--------------------------------	-------------------------------



V 712	TRACTOR 65 - 100 HP	150 ft. ³	84" x 144"
-------	------------------------	----------------------	------------

DUMP TRAILER V SERIES	RECOMMENDED VEHICLE	VOLUME WITHOUT EXTENSION	BOX INTERIOR DIMENSIONS
--------------------------	------------------------	--------------------------------	-------------------------------



V 814	TRACTOR 100 HP +	278 ft. ³	96" x 168"
-------	---------------------	----------------------	------------

DUMP TRAILER V SERIES	RECOMMENDED VEHICLE	VOLUME WITHOUT EXTENSION	BOX INTERIOR DIMENSIONS
--------------------------	------------------------	--------------------------------	-------------------------------



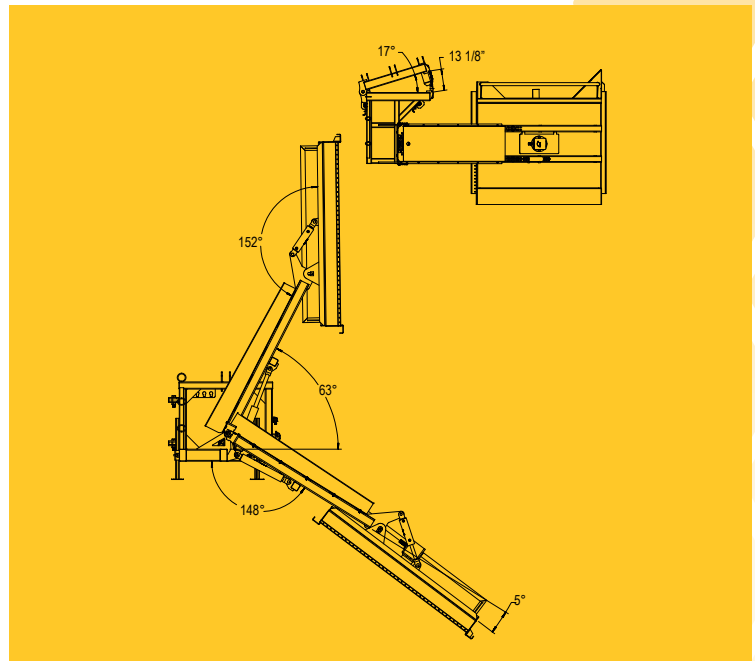
V 816	TRACTOR 100 HP +	316 ft. ³	96" x 192"
-------	---------------------	----------------------	------------



Lateral Brushcutter



LATERAL (SIDE) BRUSHCUTTER	RECOMMENDED VEHICLE	MINIMUM CARRIER VEHICLE WEIGHT
5'	60 HP	6500 LB
5' TL 28"	60 HP	7000 LB
6'	80 HP	8000 LB
6' TL 28"	80 HP	8000 LB

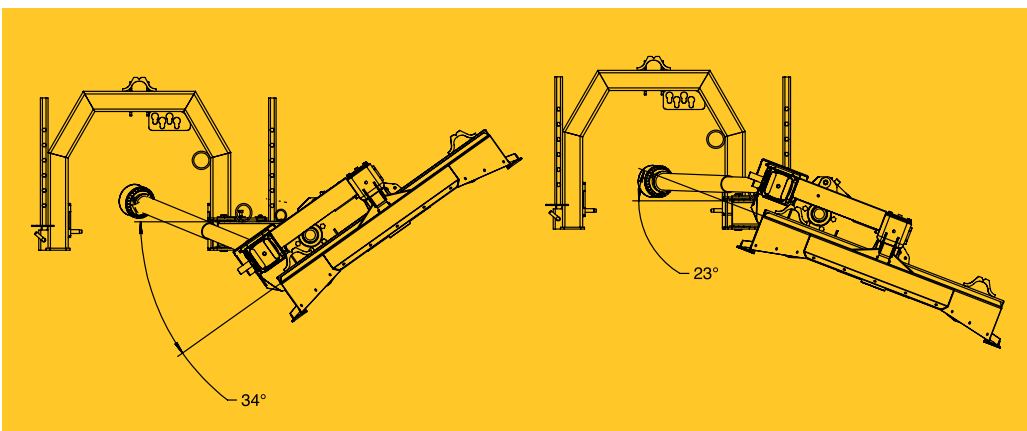



Woody's lateral or side brushcutters are specially designed for maintaining the edges of agricultural fields and forest paths. Mounted on a 3-point hitch, they feature a front and transverse frame made of Hss 50W 1/4. The cutter itself is constructed with 3/16 and 1/4 inch 50W plate. With its robust design, it can effectively cut branches up to 3 inches in diameter, providing a versatile solution for managing bushes, shrubs, and small trees across large areas.

Flex Brushcutter



FLEX BRUSHCUTTER	RECOMMENDED VEHICLE	MINIMUM CARRIER VEHICLE WEIGHT
4'	40 HP	4000 LB
5'	60 HP	6500 LB
6'	80 HP	8000 LB



Welcome to the revolutionary world of the FLEX series, remarkably flexible and adaptive mowers. Redefining the mowing experience, the series provides unparalleled maneuverability with smooth movement to the right and longitudinal pivoting. Featuring two category 40 P.T.O.s, an integrated clutch, a 50 HP gearbox, and a second 50 HP gearbox, the FLEX series marks a new era in outdoor maintenance, where flexibility meets mowing perfection.



Manure Spreader



MANURE SPREADER	RECOMMENDED VEHICLE	CAPACITY IN GALLONS WITH SIDE WALLS
2500	125 HP +	2140 U.S. GALLONS
3300	150 HP +	2869 U.S. GALLONS

Our manure spreaders are equipped with a closed mechanism with oil bath, a grade H chain, a sealed gearbox, a shear bolt, a double joint on the PTO, and rear LED flashing lights. The central auger benefits from two cylinders, ensuring smooth vertical movement within the tank.

Hydraulic Winch



WINCH	INSTALLATION	LOADER MODEL
4000 LB	ON BOOM	90-HD / 95-HD / 105-HD
4000 LB	ON FRAME	90-HD
6000 LB	LOW-PROFILE	105-HD / 125-LP
6000 LB	STANDARD	115-HD / 130-HD(T) 150-HD(T) / 170-HD(T)


Hydraulic Power Unit

HYDRAULIC POWER UNIT	LOADER MODEL	GPM
5.5 HP	90-HD / 90-HD Plus	2.0
5.5 HP	95-HD	3.2
5.5 HP	105-HD / 115-HD / 125-LP	3.2
9.0 HP	130-HD(T) / 150-HD(T) / 170-HD(T)	5.0
13.0 HP with electric starter	130-HD(T) / 150-HD(T) / 170-HD(T)	6.3



Hydraulic Articulated Drawbar

ARTICULATED DRAW BAR	FORESTRY TRAILER MODEL
Single small drawbar	9-58
Single medium drawbar	10-66 / 10-78
Double large drawbar	10-78 / 12-86 / 16-86





Bucket



BUCKET	LOADER MODEL
12"	90-HD
14"	95-HD / 105-HD 115-HD / 125-LP
18"	115-HD / 125-LP 130-HD(T) / 150-HD(T) / 170-HD(T)

Gravel Box



GRAVEL BOX	FORESTRY TRAILER MODEL
24" x 84"	8-52
24" x 96"	9-58 HV
34" x 120"	10-66 HV / 10-66 LP / 10-78 HV
34" x 144"	10-78 HV / 12-86 HV

Grapple

GRAPPLE	LOADER MODEL
28"	90-HD / 90-HD <i>Plus</i> / 95-HD / 105-HD
36"	115-HD / 125-LP / 130-HD(T)
42"	130-HD(T) / 150-HD(T) / 170-HD(T)
52"	150-HD(T) / 170-HD(T)



Ski

SKI (SET OF 2) FOR FORESTRY TRAILER MODEL	TIRE DIMENSIONS
8-52	25-10-12





WOODY EQUIPMENT INC.
205, rue Commerciale, Saint-Odilon (QC) G0S 3A0
T. 418 464-2748 | F. 418 464-2746
info@equipementswoody.com